



WANDAPRIMER SELADORA / SEALER

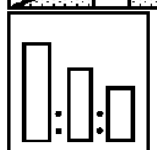
Quick Reference



Clean with Scot-Brite and degreaser.



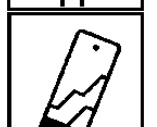
Degreaser



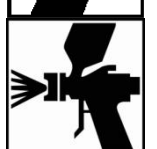
5:1 + 10-30%
Sealer
Hardener 3093
Thinner 4001



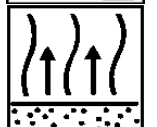
15 - 20 sec



Wanda Ruler 5:1



1.2-1.5 mm
3-4 bar



15 min - 1 h



Description:

2-pack high performance sealer, indicated to isolate the current paint from the new paint vehicle, in cases of system changing or difficult accessibility areas. High isolating power. It does not need to be sanded before topcoat spraying.

Products and additives:

Wandaprimer Seladora / Sealer - 405.03000 (SBC32107)
Endurecedor para PU - 418.03093 (SBC31202)
Thinner - 407.04030 (SBC33340)
Wanda Elastificante 5100 - 408.02000 (SBC31118)

Basic raw materials:

Seladora / Sealer - acrylic and polyester resins, pigment, extenders, aliphatic solvents, esters and additives
Hardener 3093 - Poly isocyanates and solvents
Thinner 4030 - esters and aromatic solvents
Elastificante - polyester resin and solvents

Suitable substrates:

Old refinishes on metallic or plastic substrates (adding Elastificante).
Topcoats where Sealer can be applied: acrylic, synthetic, nitrocellulose, polyurethane and original painting.

Surface preparation:

Clean the substrate with a sponge (like Scotch Brite) and degreaser. Following, apply the degreaser with a cloth and dry it with another clean and dry cloth.

Mixing ratio:

5 parts of Wandaprimer Seladora / Sealer
1 part of hardener 3093
10 - 30% of thinner 407.04030 (SBC33340)

To apply on plastics substrates, add 20% of Elastificante and Endurecedor 3093. It is not necessary to reduce it.

Observations:

These products are intended for professional use only. Please, refer to can, Technical Data Sheet and Safety Data Sheet form more specific information. These products are thoroughly controlled and their quality will be kept as long as they are used according to the manufacturer recommendations. The final result depending upon factors of use which are outside our control.



Spray Viscosity: 15 - 20 seconds FC4 / 25°C

Pot life: 2 hours at 25°C

Spray gun fluid tip and working pressure:	Spray Gun:	Fluid tip:	Pressure :
	Suction Feed:	1.8 mm	3-4 bar (40-50 lb/pol ²)
	Gravity Feed:	1.2 – 1.5 mm	3-4 bar (40-50 lb/pol ²)
	HVLP:	1.2 – 1.5 mm	3-4 bar (40-50 lb/pol ²)

Process: Apply 1 single coat.

Film Thickness: 10-20 microns per coat.

Theoretical cover rate : 12 m²/ liter per coat
Note: The practical coverage depends on several factors, including shape of the construction, roughness of surface, method of application being used and conditions of application

Cleaning of equipment: Use Thinner Wanda 1100 – 407.04000 (SBC30305)

Drying times: Minimum: 15 min
Maximum: 1 h
The topcoat should be wet/wet sprayed, between the minimum and maximum drying times. After 1 hour, if the topcoat was not sprayed, the substrate should be sanded with sand paper 800 and sprayed with a new Sealer coat.

Shelf life: 3 years at temperatures between 15°C and 35°C, no humidity.

Health and Safety data: Please refer to MSDS

Observations:

These products are intended for professional use only. Please, refer to can, Technical Data Sheet and Safety Data Sheet form more specific information. These products are thoroughly controlled and their quality will be kept as long as they are used according to the manufacturer recommendations. The final result depending upon factors of use which are outside our control.



Notes: -Use the indicated thinner and hardener.

Observations:

These products are intended for professional use only. Please, refer to can, Technical Data Sheet and Safety Data Sheet form more specific information. These products are thoroughly controlled and their quality will be kept as long as they are used according to the manufacturer recommendations. The final result depending upon factors of use which are outside our control.